

## APPENDIX D

### DESCRIPTION OF CEM. G 4000

THE Cem. G 4000 consisted of mastaba cores of several types laid out in six E-W rows and eight N-S lines. I number the rows 1-6 from south to north and the lines 1-8 from west to east. The large mastaba of Prince Hemyuwnuw I mark as G 4000. It lies west of line 1 outside the unified plan, although connected with that plan by alignment. G 4000, the two northern rows (rows 5 and 6), and one mastaba in the fourth row, were excavated by Professor Junker, making a total of eighteen mastabas of Cem. 4000, and published fully in his *Giza I*. The clearing of these mastabas was carried out in three campaigns:

- (1) January 22nd to April 7th, 1912.
- (2) December 16th, 1912 to March 24th, 1913.
- (3) January 3rd to April 23rd, 1914.

The rows 1-4 were excavated by the Harvard-Boston Expedition. In the season 1912-1913 we had cleared the eastern end of the northern strip of the Western Field and come out on the Pyramid plateau at the NW corner of the Cheops Pyramid. The cleared strip included all the mastabas described in Appendixes A-C and had an E-W length of 300 m. The middle strip had passed from Professor Steindorff to Professor Junker. The southern strip had been assigned to Schiaparelli of the Turin Museum, but was given up by him and assigned to the Harvard-Boston Expedition in 1906. In October 1913 we began the examination and the excavation of the rows 1-4 of Cem. G 4000. The work proceeded as follows:

- (1) October 4th, 1913 to April 29th, 1914: excavation of row 4, G 4140-4740; row 3, G 4330-4830; row 2, G 4320-4720; and the intervening small mastabas.
- (2) In 1914-1915 the excavation was begun of the eastern end of the southern strip advancing from the east across the southern end of the Cem. en Échelon to the eastern side of Cem. 4000; in this connexion G 4820 was excavated.
- (3) November 9th, 1915 to January 5th, 1916: excavation of row 1, G 4310-4710, and the area of 4810 occupied by a complex of mastabas; the intervening small mastabas were excavated and those in the space between Cem. 4000 and the massive E-W wall south of the cemetery.

The total number of large mastabas of the unified plan in Cem. G 4000 amounted to 42, of which 18 were excavated by Professor Junker and 24 by the Harvard-Boston Expedition.

Cem. G 4000, as explained elsewhere, consisted of a nucleus of five mastabas to which were added a succession of additions as marked off by the type forms presented by their finished forms. This division, in chronological order, is as follows:

- (1) The initial five mastabas: the group of four, G 4150, 4160, 4250, and G 4260, initiated the unified plan; the mastaba of Prince Hemyuwnuw with a core of the same construction was built either before or after the block of four; the cores were all of type II b; the burial-chambers were all lined chambers of type 1; but the final finished mastabas varied; all excavated by Professor Junker.
- (2) The first addition of eight mastabas continuing the lines of rows 5 and 6 eastwards from line 3 to line 6, G 4360-4660 and G 4350-4650; all the cores were of type IV-i, but one of them, G 4350, had been faced with small stepped masonry and converted into core type III-i; the chambers had all been designed as lined chambers of type 1, but the chamber of the last core in the addition, G 4650, had been left unlined; the chapels were all of the exterior c.b. type (some of them altered in later times); all eight excavated by Prof. Junker.
- (3) The second addition consisted of nine mastabas, row 4, lines 1-7, G 4140-4740, and two cores in line 7, G 4750 and G 4760; the cores were all originally of type IV-i, but one core, G 4140, had been converted by facing into type III-i; the burial-chambers were all of type 2 (with ramp or stair inside chamber); all chambers were designed as lined chambers, but the lining had only been executed in four cases; most of these nine cores had an unfinished white casing with an exterior stone chapel, and it is probable that all were intended to be so finished; G 4140-4740 were excavated by us and G 4750 and G 4760 by Prof. Junker.
- (4) The third addition consisted of row 3, G 4330-4830 and line 8 north of G 4830 (G 4840-4860); the cores except one

were of type IV-i, while the last core, G 4860, was of type II a; the burial-chambers were of various unlined types and various sizes; G 4430 was dated by a sealing of Chephren; G 4330-4830 were excavated by us and G 4840-4860 by Prof. Junker.

- (5) The fourth addition of six mastabas consisted of row 2, G 4320-4820; all the cores were of type IV-i; the shafts were designed as 2-metre shafts and the cased part above was of this size, but the shaft excavated in the rock was much smaller; the chambers were of the unlined types and varied in size; the mastaba was a one-shaft mastaba, and when more than one burial was made in the mastaba, it was placed in a second or third chamber in the same shaft; excavated by our expedition; G 4520 was dated by a sealing to Weserkaf.
- (6) The fifth addition of five mastabas, row 1, G 4310-4710; the cores were built in succession to row 2; they were finished and used in the same way as those of row 2; G 4410 was dated by sealings to Weserkaf; the old core of G 4410 had been rebuilt and shifted northwards to form a mastaba of type IX a, with retaining walls of large sloping nummulitic blocks; G 4710 was the most elaborately finished mastaba of this group and appears to have been completed at the end of Dyn. IV, perhaps as early as Mycerinus; the easternmost core-site, G 4810, was left vacant and later in Dyn. V was occupied by a complex of mastabas.

The two western lines had cores only in rows 4-6. Rows 1-3 began on the west with line 3. The reason for the omission of the cores G 4110-4130 and G 4210-4230 was undoubtedly the existence of the quarry excavated by Schiaparelli between line 3 of Cem. G 4000 and the Shepseskaf-ankh complex (Cem. G 6000).

The Cem. G 4000 by reason of its size, its chronology, and the changes in the types of cores, finished mastabas, and burial-chambers is marked as one of the most important factors for the reconstruction of the history of the Giza Necropolis. The importance of the cemetery is further increased by the number of slab-stelae and 'reserve heads' recorded in the earlier mastabas (22 in number). For the slab-stelae see Pls. 52-56 and Junker, *Giza I*, and for the 'reserve heads' see Pl. 57 and Junker, *l.c.* The construction of the cores had without any doubt been begun in the reign of Cheops, and the unified plan developed by the mastabas built in that reign. I believe that these cores were built by the public works department of Cheops. The order of their construction has been outlined above. The whole of the forty-two cores may have been executed by Cheops. I find it difficult to maintain my original theory that the construction of the cores was continued by Chephren. The finishing of the mastabas and their use for burials certainly extended from the reign of Cheops to the reign of Weserkaf. In order to give a complete review of this great cemetery, I find it necessary to include descriptions of the mastabas excavated by Prof. Junker. My descriptions of these mastabas are summaries stating the type forms and sizes taken from Prof. Junker's complete publication of these mastabas in his report, *Giza I*. I take up the mastabas in the order of the construction as outlined above. In each group I take the individual mastabas in the order of the lines from west to east and in the order of the rows from north to south.

#### 1. The five initial mastabas in Cem. G 4000: G 4000, G 4160, G 4260, G 4150, G 4250: excavated by Professor Junker (*Giza I*.)

G 4000: mastaba of abnormal size west of block of four, either earlier or later.

Junker, *Giza I*, pp. 132-162.

Name: Prince Hemyuwnuw, *sr nšwt n ht-f*.

On casing blocks, quarry marks with dates of years 15 (?) and 19 (?) (*hst sp 8, hst sp 10*).

Mastaba: core type II b, 47.0 × 21.45 m.; area, 1008.15 sq. m.; prop. 1/2.19.

Enlarged with the addition of massive corework of type IV-iii cased with smooth white limestone; 53.2 × 26.77 m.; area, 1424.16 sq. m.; prop. 1/1.98.

Chapel: interior chapel of type (5 a) of white limestone, with two *ka*-doors in west wall; 36.9 × 1.56 m.; area, 57.66 sq. m.; prop. 1/23.65; relation, 1/24.74; entered by doorway in south end of east wall; decorated with reliefs, badly damaged by destruction of masonry; the north niche was the chief niche.

Exterior c.b. chapel: type (1h); two rooms:

(b) N-S room around doorway to interior offering-room; 3.95 × 2.1 m.; area, 8.3 sq. m.; with statue niche in south wall; entered from north, from (c), by doorway in north wall.

(c) vestibule north of (b); 2.54 × 2.3 m.; area, 5.84 sq. m.; entered from north by doorway in north wall.

Total area, of c.b. chapel, (b)+(c), 14.14 sq. m.

Total area of interior and exterior chapels, (a)-(c), 71.7 sq. m.

Serdab: two serdabs, one behind each niche: in north serdab, a seated statue of Hemyuwnuw.

Shafts in G 4000: two shafts in the original core; north shaft, chief shaft in the position of the shaft in a one-shaft mastaba; the south shaft, secondary shaft, was added close south of the chief shaft to correspond with the altered form of the mastaba as finished.

Shaft G 4000 N:  $2.2 \times 2.2$  m.; — 15.0 m. in rock; lined above with drab masonry, 5.0 m.; fifteen courses.

Chamber: type 1 blx; on south; lined and paved chamber; lined chamber,  $5.3 \times 4.4$  m. and 3.85 m. high; area, 23.32 sq. m.; capacity, 89.78 cu. m.; rock chamber,  $6.2 \times 5.25$  m. and 4.1 m. high; area, 33.15 sq. m.; capacity, 135.92 cu. m.

Passage:  $3.22 \times 1.25$  m. and 1.25 m. high measured at right angles to the slope; the passage slopes downwards from shaft to chamber with a vertical drop of 2.2 m.; step down from floor of passage to pavement of chamber, 0.52 m.

Coffin: white limestone coffin with flat lid of type (d).

Shaft G 4000 S: unfinished, intruded south of north shaft;  $2.4 \times 2.2$  m.; — 15.4 m. in rock; lined above with good drab masonry, 4.7 m.; fourteen courses.

Chamber: designed as north chamber; as left unfinished, type 3 brx; on south;  $3.75 \times 3.5$  m. and 1.4 m. high; area, 13.13 sq. m.; capacity, 18.38 cu. m.

Passage:  $2.2 \times 1.0$  m. and 1.1 m. high at right angles to the sloping passage enters chamber at roof level and at 0.47 m. above the floor; apparently the design was to make the chamber higher by cutting upwards.

Coffin: fragments of white limestone coffin at top of shaft.

Canopic pit: in SE corner.

G 4160: northern core in first line:

Junker, *Giza I*, pp. 162–168.

Name: not preserved.

Mastaba: core type II b;  $23.6 \times 10.4$  m.; area, 245.44 sq. m.; prop. 1/2.26; casing of white limestone begun but left unfinished on west; probably casing with white limestone begun on east, north, and south, but left unfinished or destroyed later.

Chapel: exterior c.b. chapel of type (1 b) built around the slab-stela and an exterior stone chapel of type (2 a):

(a) N–S room of white limestone,  $2.7 \times 0.9$  m.; area, 2.43 sq. m.; prop. 1/3.0; entered from east by doorway in north end of east wall; apparently without *ka*-door but used for decorations.

(b–c) a room with two arms at right angles: arm (b), E–W, with slab-stela exposed in niche in west end,  $1.3 \times 2.15$  m.; area, 2.79 sq. m.; N–S arm, (c) on north,  $2.4 \times 0.95$  m.; area, 2.28 sq. m.; total area, 5.07 sq. m.; entered from east by doorway in east wall of (c).

(d) small magazine north of (e) and entered from it;  $1.05 \times 1.65$  m.; area, 1.73 sq. m.

(e) N–S hall with doorway opening into (c), (d), and (f);  $3.6 \times 1.65$  m.; area, 5.94 sq. m.

(f) vestibule room,  $2.7 \times 1.65$  m.; area, 4.45 sq. m.; entered from south; doorway to room (a) in west wall; on north, doorway to (e).

Total area, (b)–(f), 17.2 sq. m.

Total area, (a)–(f), 19.63 sq. m.

Shaft 4160 A: sole shaft;  $2.0 \times 2.0$  m.; — 6.5 m. in rock; lined above with good drab masonry, 5.5 m.; sixteen courses.

Chamber: type 1 br, lined and paved; on south; lined chamber,  $3.8 \times 3.2$  m. and 2.68 m. high; area, 12.16 sq. m.; capacity 32.59 cu. m.

Canopic pit: in SE corner.

Frgs. of stone and wooden coffins; 'reserve-head'.

G 4260: northern core in line 2, east of 4160:

Junker, *Giza I*, pp. 181–191.

Mastaba: core type II a;  $23.7 \times 10.75$  m.; area, 254.77 sq. m.; prop. 1/2.2; unfinished casing of X or Y masonry.

Chapel: type (2 a)+(1 b), similar to 4160.

(a) white limestone room without *ka*-door but decorated;  $3.35 \times 1.05$  m.; area, 3.52 sq. m.; prop. 1/3.2.

(b)–(e) exterior c.b. chapel with offering-room of bent form as G 4160 around emplacement for slab-stela.

Total area, (b)–(e), 15.45 sq. m.

Shaft G 4260 A: sole shaft: 2.0 × 2.0 m.; —6.45 m. in rock; lined above with good drab masonry, 4.5 m.; twelve courses.

Chamber: lined and paved; type 1 ar; on south; 3.15 × 3.45 m. and 2.77 m. high; area, 10.87 sq. m.; capacity, 30.11 cu. m.

Canopic pit: in SE corner with rebate for lid.

Frgs. from limestone and wooden coffins.

'Reserve-head': back of head and part of neck found.

G 4150: south of 4160:

Junker, *Giza I*, pp. 169–181.

Name: Prince Yuwnuw, *imy-rꜥ sꜣw šmꜣw, wr mꜥ šmꜣw, sꜣ nꜣwt.*

Mastaba: core type II b; 22.5 × 9.5 m.; area, 213.75 sq. m.; prop. 1/2.36; enlarged with addition of core work of type IV–iii, with chapel recess for interior chapel; cased in white limestone, perhaps unfinished and partly destroyed; final form mastaba type VI–x.

Chapel: original chapel probably of type (1 a); the slab-stela was found in place, well preserved, in its emplacement in the east face of the core (cf. G 1201, G 1223, and G 1225); the offering-room of the final stage was probably of type (3 a); 3.6 × 1.5 m.; area, 5.4 sq. m.; prop. 1/2.4; exterior c.b. chapel of three rooms, type (1 f).

Total area (a)–(d), 10.27 sq. m.; statue niche in south wall of (d).

Shaft G 4150 A: sole shaft; 2.05 × 2.1 m.; —6.4 m. in rock; lined above with good drab masonry, 3.85 m.; ten courses.

Chamber: type 1 ar, lined and paved; on south; 3.1 × 3.3 m. and 2.45 m. high; area, 10.23 sq. m.; capacity, 25.06 cu. m.

Canopic pit: in SE corner.

Frgs. of white limestone coffin of type (d) and also of a wooden coffin (panelled?).

G 4250: core east of G 4150 and south of G 4260:

Junker, *Giza I*, pp. 191–194.

Name: not preserved.

Mastaba: core type II b, uncased; 23.8 × 10.2 m.; area, 243.76 sq. m.; prop. 1/2.33.

Chapel: exterior c.b. chapel of type (1 a) of five rooms; in N–S line along face of core at SE corner.

(a) N–S offering-room with stepped face of mastaba exposed in west wall of room and slab-stela emplacement in middle of this wall; 6.5 × 3.0 m.; area, 19.5 sq. m.; prop. 1/2.17; entered from north from vestibule (b), by doorway in east end of north wall.

Total area (a)–(e), 44.12 sq. m.; in room (c), a rectangular offering-basin.

Shaft G 4250 A: sole shaft; 1.9 × 1.9 m.; —7.5 m. in rock; lined above with good drab masonry, 3.24 m.; eleven courses.

Chamber: type 1 ar, lined and paved; on south; 3.15 × 3.32 m. and 2.44 m. high; area, 10.46 sq. m.; capacity, 25.52 cu. m.

Canopic pit: in SE corner.

## 2. The eight mastabas of the first addition to Cem. 4000: G 4350–4660 and G 4350–4650: excavated by Professor Junker (*Giza I*).

G 4360: northern row line 3:

Junker, *Giza I*, pp. 198–203.

Name: Mery-hetep-f, *sꜣb rꜥ mr*, inscribed on offering-stone.

Mastaba: core type IV–i, not cased; 24.0 × 9.4 m.; area, 225.6 sq. m.; prop. 1/2.55.

Chapel: exterior c.b. chapel of 4 or 5 rooms, of type (1 a) built around slab-stela in façade (emplacement remains).

(a) N–S offering-room; 3.4 × 2.1 m.; area, 7.14 sq. m.; prop. 1/1.62; entered from north from (c) and from east from (d); doorway to magazine (b), in east end of south wall; emplacement for slab-stela in middle of west wall.

(b)–(d) rooms (b), (a), (c) from south to north along face of core; and room (d), perhaps two rooms, running N–S east of (b), (a), (c).

Total floor area, (a)–(d), 22.75 sq. m.

Shaft G 4360 A: sole shaft;  $1.85 \times 1.85$  m.;  $-8.0$  m. in rock; lined above with massive masonry.

Chamber: type 1 ar, lined and paved; on south;  $2.5 \times 2.8$  m. and  $2.2$  m. high; area,  $7.0$  sq. m.; capacity,  $15.4$  cu. m.

Canopic pit: in SE corner with rebate for lid (?).

Coffin: white limestone coffin with flat lid of type (d).

In debris, left ear of white limestone 'reserve-head'.

G 4460: row 6, line 4:

Junker, *Giza I*, pp. 203–205.

Name: not preserved.

Mastaba: core type IV-i, not cased;  $23.1 \times 9.97$  m.; area,  $230.3$  sq. m.; prop.  $1/2.31$ .

Chapel: exterior c.b. chapel of type (1 a): four rooms:

(a) N–S offering-room with slab-stela emplacement near south end of west wall;  $6.3 \times 2.1$  m.; area,  $13.23$  sq. m.; prop.  $1/3.0$ ; entered from north by doorway in east end of north wall; doorway to (c) in north end of east wall; doorway to (b), in east end of south wall.

(b)–(d) room (b) is a magazine south of (a); along the east side of (a), (b) runs from north to south, vestibule (c), and long room (d) (perhaps two rooms).

Total area,  $32.19$  sq. m.

Shaft G 4460 A:  $1.95 \times 1.95$  m.;  $-8.0$  m. in rock; lined above with massive masonry.

Chamber: type 1 am, lined and paved; on south;  $3.1 \times 3.35$  m. and  $2.9$  m. high; area,  $10.9$  sq. m.; capacity,  $30.13$  cu. m.

Canopic pit: in SE corner with rebate for lid.

Coffin: white limestone of type (d).

'Reserve-head': frags. of 'reserve-head' of white limestone.

G 4560: row 6, line 5:

Junker, *Giza I*, pp. 208–211.

Name: not preserved.

Mastaba: core type IV-i, not cased;  $22.57 \times 7.87$  m.; area,  $177.62$  sq. m.; prop.  $1/2.86$ .

Chapel: exterior c.b. chapel of type (1 a); badly denuded; traces of three rooms; emplacement for slab-stela in face of mastaba core; street north of chapel blocked by mastaba of Ka-m-ankh.

Shaft G 4560 A: sole shaft;  $1.85 \times 1.85$  m.;  $-7.0$  m. in rock; lined above with massive grey masonry.

Chamber: type 1 al, lined and paved; on south;  $3.18 \times 3.35$  m. and  $2.58$  m. high; area,  $10.65$  sq. m.; capacity,  $27.48$  cu. m.

Canopic pit: in SE corner with rebate for lid.

Coffin: white limestone of type (d).

Room paved with layer of mortar, not with masonry.

G 4660: row 6, line 6:

Junker, *Giza I*, pp. 213–216.

Name: no name.

Mastaba: core type IV-i, not cased;  $23.25 \times 8.75$  m.; area,  $203.43$  sq. m.; prop.  $1/2.65$ .

Chapel: exterior c.b. chapel of type (1 c) with no evidence of slab-stela; five rooms, (a)–(b) on west and (c)–(e) on east.

(a) N–S offering-room with compound niche in south end of c.b. west wall;  $6.05 \times 1.9$  m.; area,  $11.5$  sq. m.; prop.  $1/3.18$ ; entered from east, from (c), by doorway in north end of east wall; doorway to (b) in embrasure in south wall.

Total area, (a)–(e),  $21.11$  sq. m.

Shaft G 4660 A: sole shaft;  $2.0 \times 1.7$  m.;  $-7.0$  m. in rock; lined above with massive masonry.

Chamber: type 1 cl, lined but not paved; on south;  $3.7 \times 3.6$  m. and  $2.8$  m. high; area,  $13.32$  sq. m.; capacity,  $38.29$  cu. m.

No canopic pit.

Frag. of white limestone coffin of type (d).

'Reserve-head' of white limestone.

## G 4350: row 5, line 3:

Junker, *Giza I*, pp. 194–198.

Name: no name.

Mastaba: core of type III-i, consisting of massive corework faced with small stepped courses of drab limestone (appearance of type II a and b); faced core not cased; massive core, 22.4 × 9.3 m.; area, 206.08 sq. m.; prop. 1/2.4; faced core, 25.2 × 11.6 m.; area, 292.3 sq. m.; prop. 1/2.2.

Chapel: exterior c.b. chapel of type (1 a) built around slab-stela (emplacement recorded); four rooms (a)–(d) in N–S line along face of core.

(a) N–S offering-room; 5.3 × 2.4 m.; area, 12.72 sq. m.; prop. 1/2.21; entered from north from room (c) by doorway in east end of north wall; doorway to (b), in east end of south wall; emplacement for slab-stela in niche, south of middle of west wall.

Total area, (a)–(d), 28.26 sq. m.

Shaft G 4350 A: sole shaft; 1.85 × 1.85 m.; –7.9 m. in rock; lined above with massive masonry.

Chamber: type 1 cm, lined and paved; on south; 3.4 × 3.35 m. and 2.55 m. high; area, 11.39 sq. m.; capacity, 29.04 cu. m.

Canopic pit: in SE corner, with rebate for lid.

## G 4450: row 5, line 4.

Junker, *Giza I*, pp. 206–208.

Name: no name.

Mastaba: core type IV-i, not cased; 22.0 × 8.4 m.; area, 184.8 sq. m.; prop. 1/2.61.

Chapel: exterior c.b. chapel of type (1 a) around emplacement for slab-stela; three rooms preserved; on west offering-room (a); east of (a), two rooms, vestibule (c) on south and magazine (b) north of (c); (c) entered from north, east of south end of (b).

(a) N–S offering-room; 4.7 × 1.7 m.; area, 7.99 sq. m.; prop. 1/2.76; emplacement for slab-stela exposed in south end of west wall opposite entrance from vestibule; entered from east from (c), by doorway in south end of east wall; doorway to (b), in north end of same wall.

Total area, (a)–(c), 14.06 sq. m.

Shaft G 4450 A: sole shaft; 2.1 × 2.05 m.; –8.18 m. in rock; lined above with massive masonry.

Chamber: type 1 cm, lined and paved; on south; 3.4 × 3.45 m. and 2.4 m. high; area, 11.73 sq. m.; capacity, 29.15 cu. m.

Canopic pit: in SE corner; with rebate for lid.

## G 4550: row 5, line 5:

Junker, *Giza I*, pp. 211–213.

Name: no name found.

Mastaba: core of type IV-i, not cased; 21.0 × 7.87 m.; area, 165.27 sq. m.; prop. 1/2.66.

Chapel: exterior c.b. chapel of type (1 c); five rooms, (a)–(c) on west and (d)–(e) on east; room (b), south of (a) and room (c) north of (a); on east magazine (d) on south and vestibule on north; vestibule (e), entered from north probably from open court.

(a) N–S offering-room, 2.75 × 2.45 m.; area, 6.74 sq. m.; prop. 1/1.12; face of core exposed (perhaps accident of preservation) in west side of room; offering-table in NW corner; entered from north from (c); doorway to (b) in east end of south wall.

Total area, (a)–(e), 22.73 sq. m.

Shaft G 4550 A: sole shaft; 2.0 × 2.1 m.; –8.0 m. in rock; lined above with massive masonry.

Chamber: type 1 cm, lined and paved; on south; 3.28 × 3.33 m. and 2.68 m. high; area, 10.92 sq. m.; capacity, 29.36 cu. m.

Hole in pavement in SE corner; no trace of canopic pit.

## G 4650: row 5, line 6:

Junker, *Giza I*, pp. 216–227.

Name: Princess Yabtyt.

Mastaba: core type IV-i, not cased; 21.0 × 8.4 m.; area, 176.4 sq. m.; prop. 1/2.5.

Chapel: exterior c.b. chapel of type (ic) built or rebuilt by the *hm-k* Kay; five rooms, two offering-rooms, (b) (on south) and (a) (on north) along the core; and (c)–(e) on east; room (c) at north of eastern rooms is a vestibule room entered from north by a stone ramp.

(a) N–S offering-room, with face of core as west wall;  $4.75 \times 2.5$  m.; area, 11.88 sq. m.; prop. 1/1.88; entered from east, from (c) at north end of east wall; doorway to (b) in south wall.

(b) E–W offering-room, south of (a), with stone niche in west wall flanked by stone slabs;  $1.35 \times 2.9$  m.; area, 3.82 sq. m.; prop. 1/0.46; entered from north, from (a); stone construction and decoration carried out by *hm-k* Kay.

Total area, (a)–(e), 27.45 sq. m.

Shaft G 4650 A: sole shaft;  $1.85 \times 1.85$  m.; –9.0 m. in rock; lined above with massive masonry.

Chamber: type 3 cm; obviously designed as a lined chamber of type 1 cm, like G 4550, but left unlined; on south;  $3.95 \times 4.0$  m. and 3.05 m. high; area, 15.8 sq. m.; capacity, 48.19 cu. m.

Canopic pit: in SE corner; with rebate for lid.

Coffin: white limestone of type (d).

'Reserve-head'.

3. The nine mastabas of the second addition to Cem. G 4000: 4140–4740, 4750, and 4760: seven excavated by Harvard-Boston Expedition and two by Professor Junker.

G 4140: row 4, line 1:

See Map 6 and Figs. 3 (mastaba), 20 (shaft), 279 (objects), 280 (detail of slab-stela).

See Pls. 46 a–f, 52, 57 a, 58 d, e, f 59 e.

Excavated: by Harvard-Boston Expedition: October 30th to December 4th, 1913.

Name: Princess Merytyetes, *sst nswt nt ht-f*.

Mastaba: Core type III-i; original one-shaft massive core of grey nummulitic limestone;  $22.55 \times 9.6$  m.; area, 216.48 sq. m.; prop. 1/2.35; height, 5.0 m.

Massive core faced with small stepped masonry on east, south, and west, and stepped facing prolonged to the north to include an annex shaft for husband; core type III-i;  $29.4 \times 11.45$  m.; area, 336.63 sq. m.; prop. 1/2.57; average height of stepped courses, 35 cm.; average width of steps, 11.5 cm.; with slab-stela in emplacement in stepped face.

The final form consisted of a casing of white masonry, and a number of blocks had been set along the east face of the stepped facing; in connexion with this casing an exterior stone chapel was also left unfinished.

By the facing the stepped core was given the form of an annex-mastaba with secondary shaft for husband on the north, but approached the form of the two-shaft mastaba.

Chapel: the slab-stela set in the stepped wall of the facing indicates that there was at one time an intention of finishing the mastaba with an exterior c.b. chapel of type (1 a).

The chapel actually begun was an exterior stone chapel of type (2 b) built against the white casing; only the foundation platform of this exterior chapel of type (2 b) remains; the traces of foundation lines on this platform prove that the walls had been partly or wholly constructed and afterwards destroyed; the stone chapel appears to have contained two rooms, (a) and (b); north of the chapel were the remains of c.b. walls indicating an exterior c.b. chapel of type (1 e):

(a) N–S offering-room of white limestone, probably built around a niche cut in the casing;  $4.3 \times 1.5$  m.; area, 6.45 sq. m.; prop. 1/2.87; probably entered from east from room (b) by doorway in north end of east wall.

(b) N–S room of white limestone, east of (a);  $4.3 \times 1.0$  m.; area, 4.3 sq. m.; entered from north from c.b. chapel.

(c) c.b. court (?) north of stone chapel; badly destroyed;  $3.0 \times 3.1$  m.; area, 9.3 sq. m.

Total area, (a), (b), 10.75 sq. m.

Total area, (a)–(c), 20.05 sq. m.

Decoration of slab-stela: long slab; cf. in general slab of Seshat-sekhentiw (Pl. 57, Fig. 280):

Princess Merytyetes seated at table of bread facing to right; with left hand open on breast and right extended to table; lappet-wig and long tunic; under table ideographic list, with ointment and linen on left and bread and beer on right; the ideographic list is continued to the right of the table with two horizontal lines, (1) list of

cattle with 1,000 signs and (2) list of birds with 1,000 signs; in front of the face is written vertically a *kbh* vase on a stand and *ir* with ewer and basin; a second vertical line is on the right above the bread, *bd t3 3, smn*

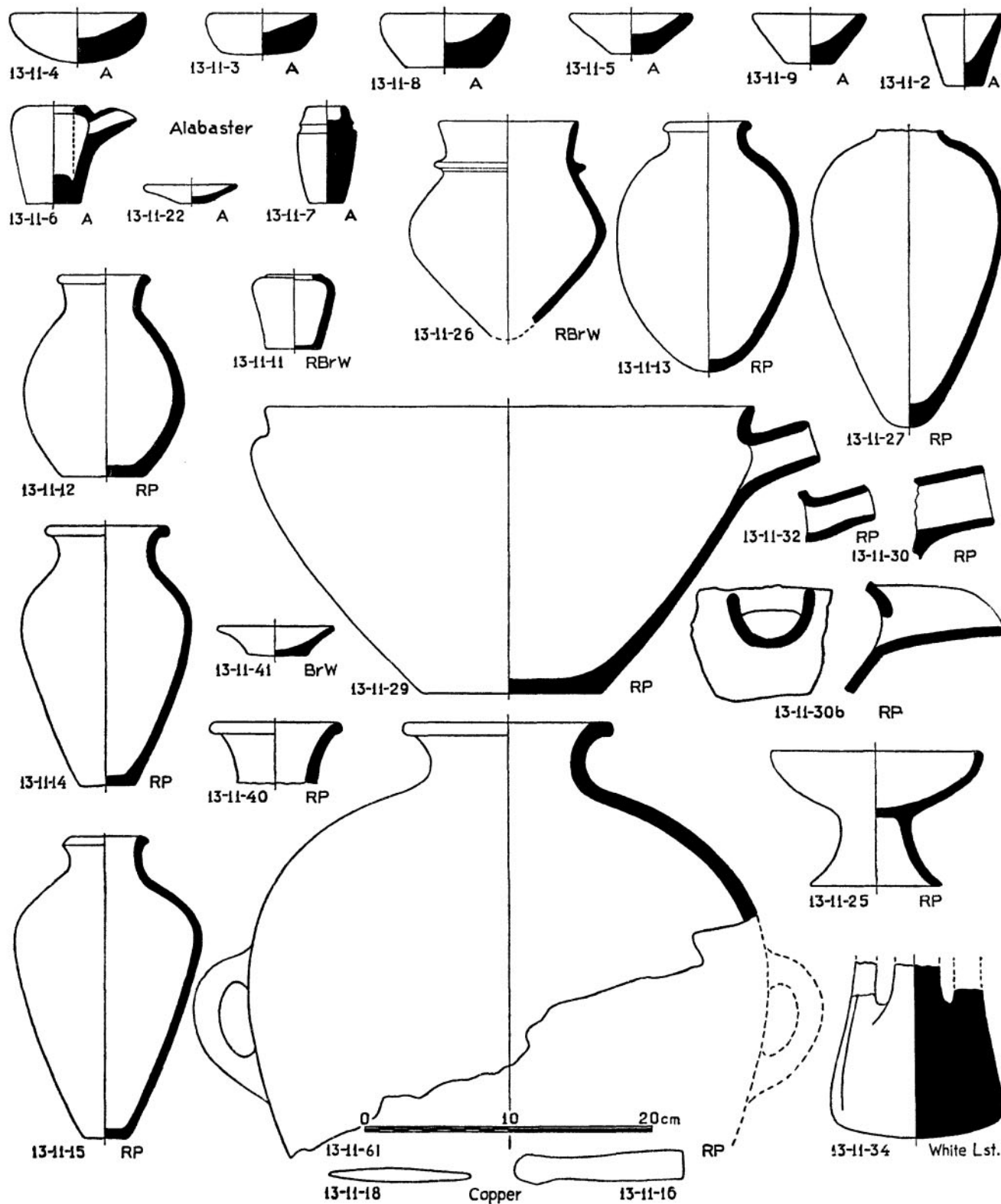


Fig. 279. G 4140

(with headless goose); above the table, to the right is a list of offerings in four horizontal lines: (1) nearly illegible by weathering, incense, eye-paint, etc.; (2) list of fruits, grains and breads; (3) list of breads and cakes; (4) on the left, six jar stands with bowls and above them, two haunches of beef; to the right are drinks,



*hkt, pr, shpt, hdt*. The right side of the slab is taken by an old compartment list, four kinds of linen, and row of granaries. At the top of the stela on the left, *sst [nswt n]t ht-f Mr[t]-it-[s]*. Photo. B 1058.

Shafts in G 4140: two shafts, A in the massive core in place of shaft in one-shaft mastaba; shaft B, in northern annex formed by extension of stepped facing.

Shaft G 4140 A: chief shaft, burial-place of Princess Merytyetes; 2.0 × 2.1 m. at top; 2.1 × 1.86 m. at bottom; — 10.63 m. in rock; lined above with massive masonry 5.0 m. 12 courses on north, six on south.

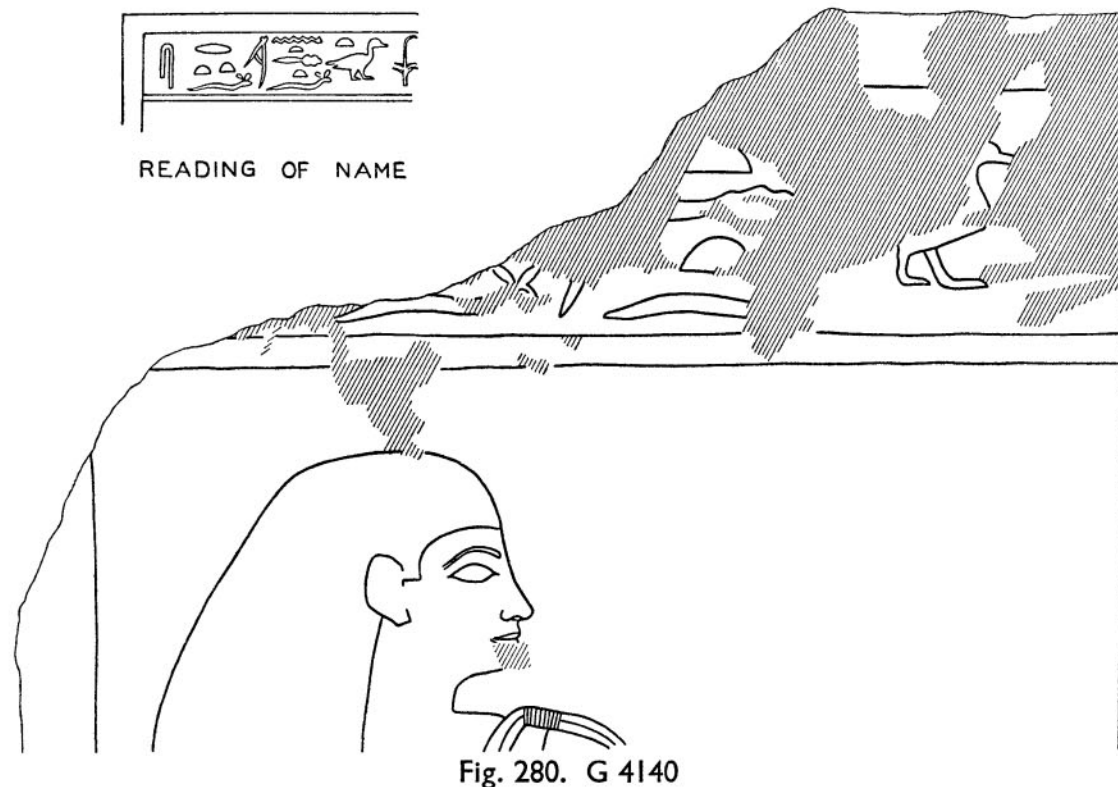


Fig. 280. G 4140

Chamber: type 2 brx (ramp); lined and paved on south; lined chamber, 4.25 × 3.87 m. and 2.85 m. high; area, 16.45 sq. m.; capacity, 46.88 cu. m.; rock chamber, 5.1 × 4.65 m. and 3.1 m. high; area, 23.71 sq. m.; capacity, 73.47 cu. m.

Passage: sloping passage entering at roof-level; 2.4 × 1.32 m. and 1.25 m. high, at right angles to slope; rock-cut ramp from end of passage to floor of chamber, 2.55 × 1.05–1.2 m.; 1.7 m. high at passage end.

Blocking: remains of interior masonry blocking; and portcullis slab; type I b (1).

Coffin: frags. of decayed wooden coffin.

Two reserve heads, man and woman; man's head found in shaft near top of portcullis stone; woman found in debris inside the chamber.

Scattered in thieves' debris in chamber and bottom of shaft were found many pottery vessels shattered in frags., many pottery and stone models, and models of copper tools; among this was found a large female skull.

Objects from G 4140 A:

13-10-70: white limestone; portrait head of a man (reserve head); Pl. 52; head as found, Pl. 46.

13-11-1: white limestone; portrait head of a woman, Princess Merytyetes; nose damaged; Pl. 52; head as found, Pl. 46.

Alabaster: model vessels:

Type S-X a (1) model flat-bottomed basins; 15 examples and 2 frags.:

13-11-5: 6 examples; h. 3 cm.; d. 8.6 cm.; d. base, 2.8 cm., examples vary from d. 8.5 to 6.4 cm. Pl. 58 e (1/1).

Fig. 279.

13-11-9: 1 example; h. 3.6 cm.; d. 8 cm.; d. base, 3.2 cm.; tube-bored and rubbed. Pl. 58 e (2/3). Fig. 279.

13-11-10: 5 examples and 2 frags.; h. 2.9 cm.; d. 6.4–7.5 cm. Pl. 58 e (1/2, 3:2.4).

13-11-21: 1 example; h. 2.9 cm.; d. 7 cm.

13-11-22: 1 example; h. 1.2 cm.; d. 6.7 cm.; d. base, 2 cm. Fig. 279.

13-11-24: 1 example; h. 3.2 cm.; d. 8.8 cm.

Type S-X a (2): 1 example:

13-11-2: 1 example; h. 5 cm.; d. 5.7 cm.; d. base, 2.8 cm. Pl. 58 e (3/2). Fig. 279.

Type S-X b: model basins, flat bottom and convex sides; 2 examples:

13-11-4: 1 example; h. 3.2 cm.; d. 9.4 cm.; d. base, 3.4 cm. Pl. 58 e (3/4). Fig. 279.

13-11-8: 1 example; h. 3.8 cm.; d. top, 8.4 cm.; d. max. 8.8 cm. d. base, 3.2 cm.; tube bored and rubbed. Pl. 58 e (2/1). Fig. 279.

Type S-X d: model of ewer with spout; 1 example:

13-11-6: 1 example; h. 6.6 cm.; d. mouth, 3 cm.; d. shoulder, 5.6 cm.; d. base, 3.8 cm.; width with spout, 8.6 cm. Pl. 58 e (3/1). Fig. 279.

Type S-XVI a: model collar jar; 1 example:

13-11-7: h. 6.6 cm.; d. top, 3.0 cm.; d. collar, 3.8 cm.; d. body, 4 cm.; d. base, 2.2 cm. Pl. 58 e (3/3). Fig. 279.

Total of type S-X a and b, 18 examples; one ewer of type S-X d; one example of type S-XVI a; sum total, 20 examples.

Pottery: Group A:

Type A-II b: large wine-jars; WSR; 3 examples, broken and incomplete (See Pl. 59 e):

13-11-52, 53: 2 examples; h. 36 cm.; d. rim, 10 cm.; d. max. 25 cm.

13-11-63 c: 1 example; h. 36 cm.; d. rim, 13 cm.; d. max. 22 cm.

Type A-V a: RP; 2 examples:

13-11-27, 28: h. 20.5 + (c. 24 cm.); d. max. 13.5 cm. Fig. 279.

Type A-VI c: RP; 1 example:

13-11-13: h. 17 cm.; d. rim, 6 cm.; d. max. 12.6 cm. Fig. 279.

Type A-LI: bag-shaped pot; 1 example:

13-11-45: frag. from side, h. 5.5 + cm.

Type A-LVI: collar jar with pointed base; 1 example:

13-11-26: RBrW; h. 14 + cm.; d. rim, 9.8 cm.; d. coll. 10.6 cm.; d. max. 14 cm. Fig. 279.

Pottery: Group B:

Type B-XVII b: ovoid-necked jars RP; 3 examples:

13-11-14: RP; h. 18 cm.; d. rim, 8.6 cm.; d. max. 12.0 cm.; d. base, 3.8 cm. Fig. 279.

13-11-15: RP; h. 21 cm.; d. rim, 5.4 cm.; d. max. 15.2 cm.; d. base, 3.4 cm. Fig. 279.

13-11-63 e: RP; h. 21 cm.; d. rim, 9.0 cm.; d. max. 14.0 cm.; d. base, 7.0 cm.

Type B-XVII c: elliptical jar with neck: 1 example:

13-11-12: RP; h. 14 cm.; d. rim, 6.2 cm.; d. max. 11.2 cm.; d. base, 5.6 cm. Fig. 279.

Type B-XVII: frags. not to be classed more closely:

13-11-40: RBrW; neck only, h. 4.2 cm.; d. rim, 8.6 cm.; d. neck, 5.6 cm. Fig. 279.

13-11-44: RP; neck only; h. 3.2 cm.; d. rim, 6.4 cm.; d. neck, 4.2 cm.

Type B-LIV: special ware, two-handled oil jars; 3 examples:

13-11-61: h. 31 + cm.; d. rim, 14.6 cm.; d. neck, 11.0 cm.; d. max. 36 cm. Fig. 279.

13-11-62: frags.

13-11-63: frags. of 2 examples.

Type B-LV: neckless shoulder-jar; 3 examples:

13-11-11: RBrW; h. 5.2 cm.; d. max. 5.6 cm.; d. base, 4.0 cm. Fig. 279.

13-11-43: RBrW; h. 11 + cm.; d. max. 12.8 cm.; d. base, 8.8 cm.

13-11-46: RBrW; frag. of base; h. 11 + cm.; d. base, 8.8 cm.

Group C: round-bottomed basins and bowls:

Type C-XXX a (1); bent-sided bowl, 1 example:

13-11-63 d: RP; h. 25 cm.; d. rim, 45 cm.; d. bend line, 42 cm.; h. of top, 7.5 cm.

Type C-XXXII b (1): round bottomed with recurved rim; 1 example:

13-11-63 b: RP; h. 11.0 cm.; d. max. 27 cm.

Group D: flat-bottomed basins and bowls:

Type D-XXXV c: basin with open spout; 3 examples:

13-11-30, 33: RP; frags. of 3 examples. Fig. 279.

Type D-XXXVI a: recurved rim and tubular spout; 2 examples:

13-11-31: RP; frags. of 2 examples.

Type D-XXXVI b: recurved rim, tubular spout, high rim; 1 (?) example:

13-11-29: RP; frags. including spout; h. 20 cm.; d. rim, 34 cm.; d. max. 35.6 cm.; d. base, 12.2 cm.; length with spout, 39.4 cm. Fig. 279.

13-11-32: RP; spout and part of rim. Fig. 279.

Type D-LXXI a: large tub with band rim; 1 example:

13-11-51: mud ware; frag. of rim.

Type D-LXXIX b-m: models of basins; 1 example:

13-11-41: BrW; h. 2.2 cm.; d. rim, 8.2 cm.; d. base, 4.2 cm. Fig. 279.

Pottery Group E: bowl tables, bowl stands, and ring stands:

Type E-XXI a: bowl table; 1 example:

13-11-25: RW; h. 8 cm.; d. max. 15 cm.; d. base, 9 cm. Fig. 279.

Pottery: type not identified:

13-11-42: RW, red wash; spotted with black haematite specks; a frag. from body of jar; probably type VI or XVII.

13-11-47-50: small frags. of various ware.

#### SUMMARY OF POTTERY TYPES:

Group A: type II-b, 3; V, 2; VI, 1; LI, 1; total 8 jars.

Group B: type XVII, 4+; LIV, 3; LV, 3; total 10 jars.

Group C: type XXX, 1; XXXII, 1; total 2 bowls.

Group D: type XXXV, 3; XXXVI, 3; LXXI, 1; LXXIX, 1; total 8 flat-bottomed basins and bowls.

Group E: type XXI a, 1; total 1 bowl stand.

Total number of identified types, 29 vessels, distributed in 15 types.

#### Copper Models (Pl. 58 f.):

Adze: 1 complete example and a fragment:

13-11-16: adze; l. 11.5 cm.; w. edge, 2.1 cm.; d. min, 1.4 cm.; w. rounded butt, 1.6 cm. Fig. 279.

13-11-17: frag. blade of model adze; l. 4.5+ cm.

Chisel: incomplete model: 1 example:

13-11-18: pointed chisel; l. 10 cm.; w. of haft, 1.0 cm. Fig. 279.

Unidentified:

13-11-19: 3 frags.

#### Miscellaneous Objects:

13-11-34: white limestone; lower part of two-handled pounding and rubbing stone (Pl. 58 d, Fig. 279); the upper half was found in the thieves' debris thrown out from shaft A, on the western side of the mastaba, December 23rd, 1925, 25-12-331: h. 50 cm.; d. top, 22 cm.; d. base, 24 cm.; w. with handles, c. 18 cm.; not a practical implement; one granite hammer of similar form found in the pyramid of Mycerinus (*Myc.*, Pl. 20 a-c).<sup>1</sup>

13-11-35: white limestone; frag. from the bottom of a shallow round-bottomed dish.

13-11-54: plaster; frag. of plaster from bottom of a bowl or basin; used in sealing blocking (?).

13-11-55: granite; roughly rectangular piece used for whetting copper tools (chisels?); heavy green stain on one side; 6 × 8 × 13 cm.

Shaft G 4140 B: annex shaft for husband; 2.1 × 2.1 m.; -2.8 m. in rock lined above with drab masonry, 4.2 m., 12 courses; no chamber; type 7 x; completely plundered or unused.

Objects: found in the debris of the street on east:

13-11-36-38: white limestone; frags. of a seated statuette of man:

<sup>1</sup> By an error, the lower half of the piece on Fig. 279 has been given no separate scale. It is drawn at a scale of 1/8 instead of 1/4 like the other objects. The almost identical upper half of the piece has been omitted in Fig. 279 and Pl. 58 d, but a drawing of the complete object will be included in Vol. II.

(36) torso and legs broken; block seat, 22 cm. from front to back, 20 cm. wide, and 21 cm. high; man wears short skirt; with hands on thighs; badly weathered; and 7 small frags. from the upper part of body and arms. Photo. C 5321, B 2098 (*in situ*).

(37) right hand clenched and part of wrists; from same.

(38) 2 frags. from feet and pedestal of 36; colour partly preserved.

13-11-39: white limestone; head of statuette; full wig; woman's head. Photo. C 5331-2.

13-11-56: RP; bowl stand with triangular holes in sides; top broken off; type E-XXII a; h. 75 cm.

13-11-57: special ware: oil-jar of type B-LIV; base frag. certainly thrown out from shaft A; d. base, 8.6 cm.

The frags. of statuettes and the bowl stand were on the debris of decay of the chapel; covered by debris thrown out of shaft and finally by drift sand.

G 4240: row 4, line 2:

See Map 6 and Figs. 110 (chapel), 281 (shaft), 282 (objects).

See Pls. 47 a-d, 48 a-c, 53 a, 56 a, 57 b, 58 c, g, 59 d.

Owner: Prince Sneferuw-seneb, *sr nswt n ht-f, sm, hrp šndwt, rd-mr Dp, r3 p nb, smr.*

Excavated: November 4th to 18th, 1913.

Mastaba: core type IV i; 21 × 8.35 m.; area, 175.3 sq. m.; prop. 1/2.51; h. 4.7 m.

Cased with white limestone, x-masonry; 24.9 × 11.8 m.; area, 293.82 sq. m.; prop. 1/2.11; casing completely built, but its smooth dressing was not finished.

Chapel: exterior chapel of type (2 b) of white limestone, bonded with casing; 3.62 × 1.55 m.; area, 5.61 sq. m.; prop. 1/2.33; the west wall was formed by the casing, but the slope of the casing had been dressed vertically; in this vertical wall had been cut a large *ka*-door of traditional form; entered from east by doorway in north end of east wall.

Exterior c.b. chapel: type (1 e); consisting of four rooms (b)-(e):

(b) N-S room around doorway to (a); 4.4 × 1.5 m.; area, 6.6 sq. m.; entered from (d), by doorway in north end of west wall; doorway to (c), in south wall.

(c) magazine south of east end of (b); 2.88 × 1.45 m.; area, 4.18 sq. m.; entered from (b), by doorway in north wall.

(d) N-S room west of (b) and north of (a), partly destroyed; 3.5 × 1.75 m.; area, 6.13 sq. m.; doorway to (b) in south end of east wall; entrance destroyed.

(e) vestibule room, nearly destroyed, c. 1.9 × 1.9 m.; area, 3.61 sq. m.; doorways not preserved.

Total area, (b)-(e), 20.52 sq. m.

Total area, (a)-(e), 26.13 sq. m.

Decoration of the Offering-room:

The only parts of the white chapel which were decorated were the tablet and crossbar of the *ka*-door; in 1912

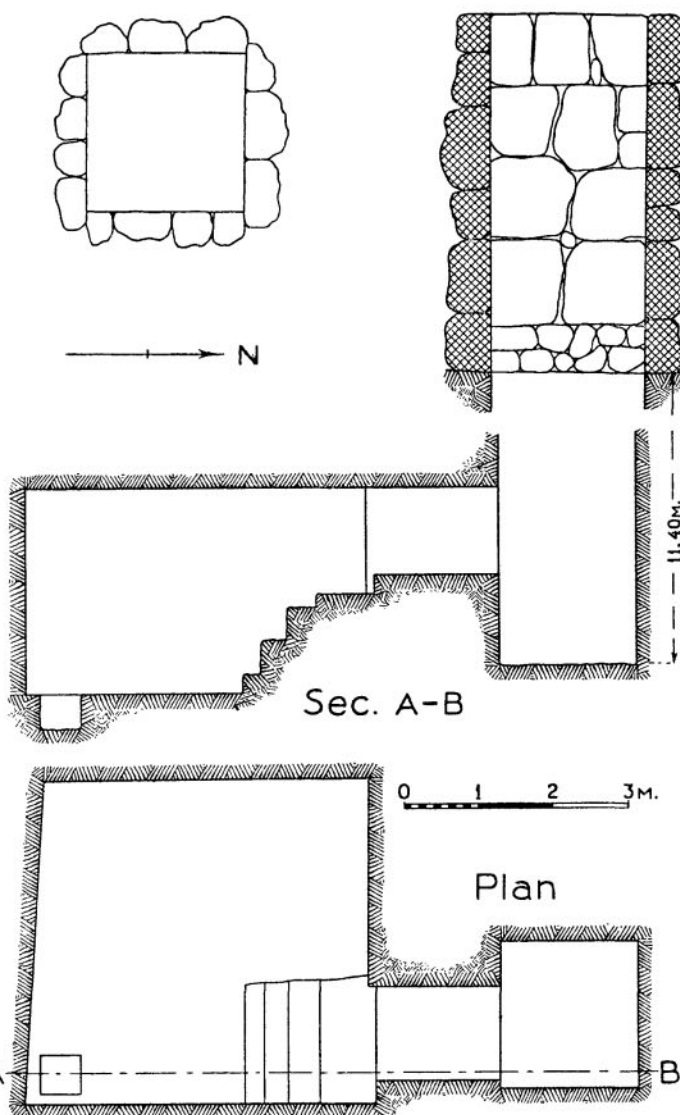


Fig. 281. G 4240 A

a band of thieves who had previously marked down the chapel broke out the tablet but were surprised by our guards on duty in the northern strip and ran away leaving the tablet on the ground. It was then removed to the Cairo Museum.

Pl. 57 b: man seated at table of bread facing to right; in traditional attitude, full wig and long robe; ideographic list under table only on right, ointment, linen, bread, beer; over table three horizontal lines of list of offerings, extending to right of table; down right side of table continued by six more horizontal lines; separated by horizontal lines in relief; across the top in a horizontal line of titles with signs facing to right, *šm, hrp šndwt, ḥd-mr Dp, r3 p nb, šmr, s3 nšwt n ht-f nry-f* and the name below in front of the face, *Šnfrw-šnb*.

Crossbar: titles and name in relief; signs facing to right.

Shaft G 4240 A: sole shaft; 2.10 × 2.10 m.; —11.4 m. in rock; lined above with massive masonry, 4.7 m.; 7 courses.

Chamber: type 2 br (stair), not lined; on south; 4.6 × 4.35 m. and 2.67 m. high; area, 20.01 sq. m.; capacity, 53.42 cu. m.

Passage: horizontal; 1.1 × 1.2 m. and 1.25 m. high; rock-cut stair of 4 steps and 5 rises descending from floor of passage to floor of chamber; 1.95 × 1.55 m. and 2.6 m. high; the lining would have covered the eastern side of the stair.

Coffin: frags. of white limestone coffin of type d.

Canopic pit: in SE corner; 0.6 × 0.7 m. and 0.46 m. deep.

Objects: found in G 4240 A; the shaft had been excavated by Schiaparelli as far as the chamber; we found drift sand from c. 4 m. down to top of doorway and running into chamber; the portcullis slab had been pulled out to north; around it lay nearly a metre of thieves' debris mixed with limestone filling; below that on the north was nearly a metre of original filling of limestone debris; the thieves' debris covered the floor of the chamber, under the drift sand.

13-11-60: white limestone; found in shaft; portrait head (reserve head) of Prince Sneferuw-seneb; Pl. 53 a, Pl. 48 c, bowl *in situ* under which lay the head.

13-11-60 d: white limestone; crescent-shaped frag. broken from the front of the neck of another portrait head (wife?); this frag. appears to fit the front part of a head found in G 5020-annex shaft in August 1935; Reg. No. 35-8-26; h. 22 cm.; from front to back, 18.3 cm.; width, 13.3 cm. Photos. C 13509 (*in situ*), C 13510-13515 (uncleaned), Pl. 56 a.

Alabaster Vessels:

13-11-58: alab.; cyl. jar, type S-I e; h. 10.4 cm.; d. rim, 7.2 cm.; d. min., 4.2 cm.; d. base, 5.6 cm.; tube bored with stump of core roughly dressed. Pl. 58 c, Fig. 282.

13-11-59: alab.; flat-bottomed bowl with internal rim; type S-X b; h. 11.2 cm.; d. mouth, 37.2 cm.; d. max. 39.7 cm.; d. base, 11.6 cm.; irregular scratches left by smoothing process. Pl. 48 c (*in situ*), Pl. 58 c, Fig. 282.

The two vessels were found in thieves' debris in shaft with the reserve head immediately under the bowl.

Flints: found in chamber:

13-11-95: flint, grey; handle of a knife (?); l. 6.5 cm.; w. 4.4 cm. Pl. 58 g (1/1). Fig. 282.

13-11-96: flint, brown; half of a flake; l. 5.8 cm.; w. 2.7 cm. Pl. 58 g (2/1). Fig. 282.

Pottery:

Group A:

Type A-II b: large wine-jars; 5 or more examples:

13-11-85: WSR; incomplete; h. 35+ cm.; d. rim, 10.6 cm.; d. max. 23 cm. Photo. C 5396 (1/2). Fig. 282.

13-11-86: WSR; or KW; incomplete; h. c. 41 cm.; d. rim, 11.4 cm.; d. max. 24.2 cm. Photo. C 5394 (1/1).

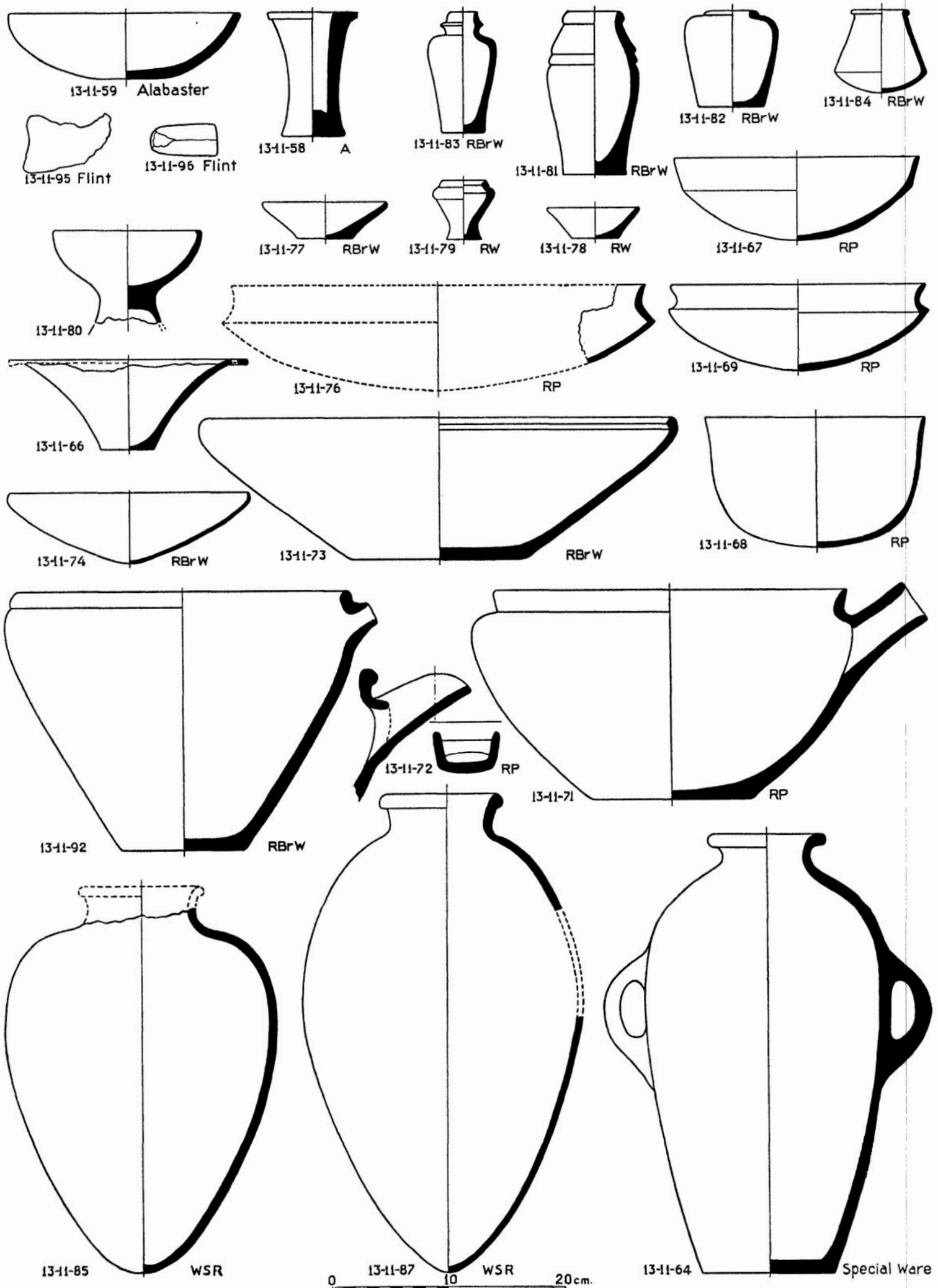
13-11-87: WSR; incomplete; h. c. 40 cm.; d. rim, 10.2 cm.; d. max. 24 cm. Photo. C 5395 (2/1-2). Fig. 282.

13-11-89: WSR, (pink); upper part only; h. c. 21.2+ (over 40 cm.); d. rim, 9.4 cm.; d. max. 24.2 cm. Photo. C 5396 (1/1).

13-11-94: WSR; frags. of several jars; (a) d. rim, 8.4 cm.

Type A-LI: bag-shaped pot: 1 example:

13-11-84: RBrW; smooth; h. 6.6 cm.; d. rim, 5.0 cm.; d. max. 8.0 cm. Fig. 282.



0 10 20cm.

Fig. 282. G 4240

## Group B: flat-bottomed jars:

## Type B-LIV: two-handled oil jars; 2 examples:

13-11-64, 65: special ware; 1 nearly complete jar and frags. of another; h. 43 cm.; d. rim, 9.5 cm.; d. neck, 6.4 cm.; d. max. 25.6 cm.; d. base, 11 cm.; w. with handles, 27 cm. Photo. C 5384. Fig. 282.

## Type B-LV a: neckless shoulder jar; 3 or more broken examples:

13-11-82: RBrW; smooth; 3 or more examples; h. 8.0 cm.; d. rim, 4.4 cm.; d. max. 8.0 cm.; d. base, 5.6 cm. Photo. C 5394 (1/4). Fig. 282.

## Type B-LV b: neckless shoulder jar, model with splay foot; 2+ examples:

13-11-79: RW; 1 complete and frags. of 1 or 2 others of varying forms; h. 5.0 cm.; d. max. 5.4 cm.; d. base, 3.0 cm. Photo. C 5394 (1/2-3). Fig. 282.

## Type B-LVI a: collar jar; 1 example:

13-11-83: RBrW; smooth; h. 10.2 cm.; d. rim, 2.6 cm.; d. collar, 4.0 cm.; d. max. 6.2 cm.; d. base, 4.0 cm. Photo. C 5387 (1/3). Fig. 282.

## Type B-LVIII a: belted barrel-shaped jar; 2+ examples:

13-11-81: BrW; wet smoothed; h. 13.9 cm.; d. rim, 5.0 cm.; d. max. 7.8 cm.; d. base, 5.4 cm. Photo C 5387 (1/4); frags. of several others. Fig. 282.

## Group C: round-bottomed basins and bowls:

## Type C-XXX b (1): bent-sided bowl; 1 example:

13-11-67: RP; h. 7 cm.; d. rim, 21 cm.; d. bend line, 19.6 cm.; h. top, 2.8 cm. Photo. C 5382 (1/1). Fig. 282.

## Type C-XXXII c: bowl with recurved rim and round bottom; 2 examples:

13-11-69: RP; h. 7 cm.; d. rim, 21 cm.; d. body, 22.2 cm. Photo. C 5383 (1/1). Fig. 282.

13-11-76: RP; incomplete; h. 8.8 cm.; d. rim, 35.2 cm.; d. body, 37.2 cm. Fig. 282.

## Type C-LXI f: deep bowl with plain rim; 1 example:

13-11-68: RP; incomplete; h. 11 cm.; d. rim, 19.2 cm. Photo. C 5383 (2/1). Fig. 282.

## Type C-LXII a: bowl with contracted mouth and plain rim; 2 examples:

13-11-74, 75: RBrW; 1 complete and 1 incomplete example; (a) h. 12.0 cm.; d. top, 41.6 cm.; d. max. 42 cm. Fig. 282.

## Group D: flat-bottomed basins and bowls:

## Type D-XXXV a: basin with short tubular spout; 1 example:

13-11-92: RBrW; smooth; incomplete; h. 22 cm.; d. rim, 29 cm.; d. max. 30.6 cm.; d. base, 10.6 cm.; l. with spout, 31.6 cm. Photo. C 5401. Fig. 282.

## Type D-XXXV b: basin with half-open spout (from shoulder); 1 example:

13-11-72: RP; incomplete; h. c. 20+ cm.; d. c. 46 cm.; width of spout, 5.4 cm. Pl. 59 d (1/1). Fig. 282.

## Type D-XXXVI a: bowl, recurved rim, long tubular spout; 1 example:

13-11-71: RP; incomplete; h. 17.8 cm.; d. rim, 30.2 cm.; d. body, 33.6 cm.; d. base, 13.4 cm.; width with spout, 38.4 cm. Pl. 59 d. (2/1). Fig. 282.

## Type D-XXXVI b: same with high recurved rim; 1 example:

13-11-70: RP; incomplete; h. c. 19.6 cm.; d. max. 36 cm. Photo. C 5380 (2/1).

## Type D-XXXIX a: flaring bowl with concave sides; 1 example:

13-11-66: RP; incomplete; h. 7.8 cm.; d. rim, 20.6 cm.; d. base, 4.6 cm. Pl. 59 d (1/2). Fig. 282.

## Type D-LXXI: large tub; frags. of at least 1 example:

13-11-93: mud ware; frags. showing flat bottom and band rim; d. over 50 cm.

## Type D-LXXII e: contracted mouth and internal rim; 1 example:

13-11-73: RBrW; smooth; h. 12 cm.; d. top, 40 cm.; d. int. rim, 39.2 cm.; d. max. 40.8 cm.; d. base, 15.2 cm. Photo. C 5386 (2/1). Fig. 282.

## Type D-LXXIX a-m: models; model basins and bowls; many examples:

13-11-77: RBrW; over 10 examples and frags.; d. ranging from 9.0 to 12.0 cm.; (a) h. 3.0 cm.; d. rim, 11.0 cm.; d. base, 4.8 cm. Photo. C 5395 (1/3). Fig. 282.

13-11-78: RW; small models; frags. of 3 or more; h. 2.6 cm.; d. rim, 8.0 cm.; d. base, 4.4 cm.; others with diam. 7-8 cm. Fig. 282.

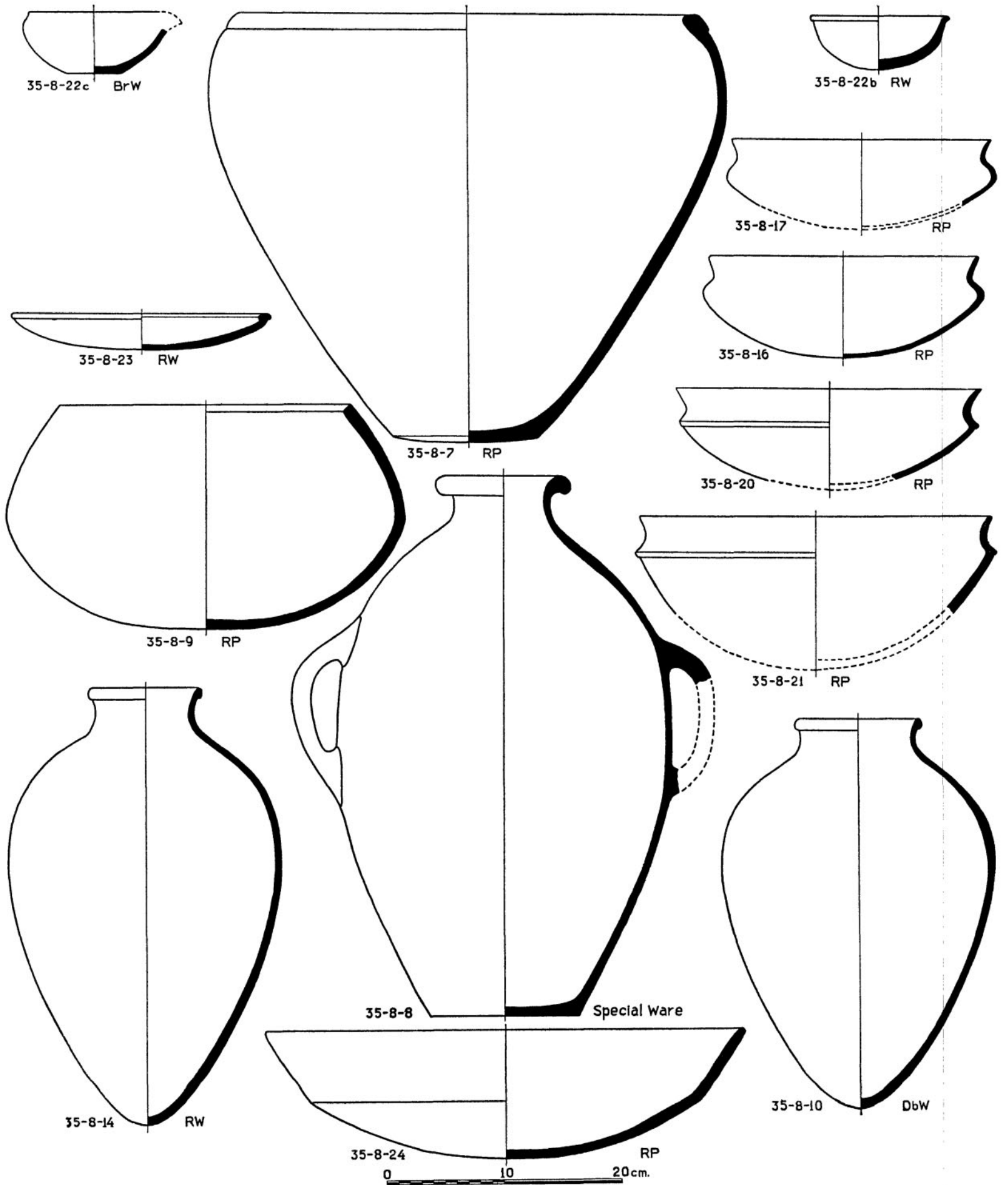


Fig. 283. G 5020 (with G 4240)



Group E: bowl table and bowl stands:

Type E-XXI a-m: bowl table; 1 example:

13-11-80: RBrW; smooth; stand broken off; h. 8.6 cm.; d. rim, 12.6 cm.; d. top of stand, 4.4 cm. Photo. C 5395 (1/2). Fig. 282.

SUMMARY: examples of pottery types:

Group A: type A-II b, 5+; A-LI, 1; total 6+ examples.

Group B: type B-LIV, 2; LV, 5+; LVI, 1; LVIII, 2+; total 10+ examples.

Group C: type C-XXX, 1; XXXII, 2; LXI, 1; LXII, 2; total 6 examples.

Group D: type D-XXXV, 2; XXXVI, 2; XXXIX, 1; LXXI, 1; LXXII, 1; LXXIX, 13+; total 20+ vessels.

Group E: type E-XXI a, 1 example; total 1 example (table).

Total number of vessels of identified types, 43 vessels: in 17 types.

See also the pottery found in G 5020-annex-shaft.

Miscellaneous Objects:

13-11-60 b: plaster; from inside large basin; in shaft.

13-11-60 c: white limestone; lid of coffin; 3 frags. in shaft.

13-11-60 f: sealing clay (mud); 20+ frags. of box sealing with string marks; without seal impression: in shaft.

In G 5020-annex was found the reserve head which I identify as the wife of Prince Sneferuw-seneb. In the same shaft we found a mass of weathered pottery of the same types as those found in row 4, and these certainly were intrusive in G 5020-annex-shaft. They probably came from row 4 and perhaps from G 4240. For the sake of comparison I list these vessels here (Fig. 283):

Pottery: G 5020-annex-shaft:

Group A: round-bottomed jars:

Type A-II b: large wine-jars; 5 examples:

35-8-10: DbW; h. 33.2 cm.; d. rim, 10.8 cm.; d. max. 23.0 cm. Photo. B 8595 (2/2). Fig. 283.

35-8-12: DbW; h. 34.4 cm.; d. rim, 9.0 cm.; d. max. 20 cm. Photo B 8595 (2/1).

35-8-13: DbW; h. 34 cm.; d. rim, 11 cm.; d. max. 23 cm. Photo. B 8595 (2/3).

35-8-14: RW; h. 37.2 cm.; d. rim, 9.6 cm.; d. max. 23 cm. Photo. C 13651 (2). Fig. 283.

35-8-15: RW; h. 34 cm.; d. rim, 9.8 cm.; d. max. 22.4 cm. Photo. C 13651 (1).

Type A-LI c: bag-shaped pots or jars: 2 examples: without ledge rim:

35-8-9: RP; 2 examples incomplete; (a) h. 19 cm.; d. rim, 24.8 cm.; d. max. 34 cm. Photo. B 8596 (1/1, 2). Fig. 283.

Group B: flat-bottomed jars:

Type B-LIV: two-handled oil jars; 2 examples:

35-8-8: special ware; incomplete; h. 46 cm.; d. rim, 11.4 cm.; d. neck, 8.0 cm.; d. body, 28.2 cm.; d. base, 12.4 cm.; w. with handles, c. 36 cm. Photo. B 8594 (1). Fig. 283.

35-8-11: special ware; incomplete; h. 38.2 cm.; d. rim, 8.4 cm.; d. neck, 6.0 cm.; d. body, 21.4 cm.; d. base, 10.8 cm.; w. with handles, 28.8 cm. Photo. B 8594 (2).

Group C: round-bottomed basins and bowls:

Type C-XXVII: shallow dish with internal moulding; 1 example:

35-8-23: RW; h. 3.0 cm.; d. rim, 22 cm.; d. body, 21.4 cm. Fig. 283.

Type C-XXX a:

35-8-22 b: bent-sided bowl with roll rim. Fig. 283.

Type C-XXX b (1): bent-sided bowl; 1 example:

35-8-24: RP; nearly complete; h. 10.8 cm.; d. rim, 40.6 cm.; d. bendline, 33.2 cm.; h. top, 6 cm. Photo. B 8595 (1/1). Fig. 283.

Type C-XXXII b: with high recurved rim; 6 examples and other frags.:

35-8-16: RP; incomplete; h. 5.8+ cm.; d. c. 21.4 cm. Photo. B 7596 (3/1). Fig. 283.

35-8-17: RP; incomplete; h. 5.8+ cm.; d. rim, 22 cm. Photo. B 8596 (2/3). Fig. 283.

35-8-18: RP; incomplete; h. 5.4+ cm.; d. rim, c. 24 cm. Photo B 8596 (2/1).

35-8-19: RP; incomplete; h. 7.0 cm.; d. rim, 25.4 cm. Photo. B 8596 (2/2).

35-8-20: RP; incomplete; h. 8.5 cm.; d. rim, 26 cm. 8596 Photo. B (3/2). Fig. 283.